

3D TENDER[®]

HIGH PERFORMANCE RESEARCH & DEVELOPMENT

CATALOG 2026



YOUR REFERENCE FOR RIBS AND TENDERS



3D TENDER

Semi-rigid, polyester hulls, aluminum hulls, removable floors, ultra-light tenders with high-pressure inflatable bottoms - over 100,000 boats delivered worldwide since the 3D TENDER brand was launched in 2007. Performance, comfort, durability and competitive prices have always been the core values of 3D TENDER.

3D TENDER's robust approach to design and manufacturing gives both pleasure and commercial boat owners the confidence to go further and face the conditions that many others avoid.

The 3D TENDER range offers you an incomparable choice of models with exceptional quality/price ratios on the market!

ENVIRONMENT

We pay great attention to environmental issues in the production of the 3D Tender boats. We make sure to use non-polluting, energy-efficient processes that respect the health of employees and users. The choice of raw materials is crucial, since it enables us to build boats that are not only highly resistant, but also close to nature.

LIGHT WEIGHT

Aluminum hulls provide boats with strength and an unbeatable weight advantage. These boats can therefore be powered by small engines, which are less expensive, more fuel-efficient and reduce CO2 emissions.

ALUMINIUM

Aluminium is one of the few materials that can be recycled indefinitely without losing its qualities and properties.

POWDER COATING

3D Tender has chosen to use powder coatings. These powders are electrically charged and are sprayed onto the prepared surfaces before being dried in an oven. The finish is impeccable, and the painted surfaces are smooth and glossy.

Powder coatings offer considerable advantages over conventional liquid paints:

- No volatile organic compounds
- No solvents (no risk of fire, pollution, etc.)
- No pollution, as excess powder is easily collected by suction

Curing times and temperatures have been significantly improved to reduce process energy consumption.

CONTENTS



Set sail with a 3D TENDER

PATROL

04

DREAM **NEW**

12

XPRO

18

TR **NEW**

24

ODYSSEY **NEW**

28

NIVIDIC

30

HEAVY DUTY

32

ACCESSORIES

34



PATROL 860

RIB'S
FIBERGLASS HULL

The biggest boat of the range, the **PATROL 860** is an «on demand» RIB for all sailing programs.

The high-performance hull of the boat gives it an exceptional passage at sea. The Patrol's deep-V composite hull, wide chines and large diameter tubes, provide excellent maneuverability and stability on the water, resulting in unparalleled onboard safety. The **PATROL 860** is a fully modular boat, you can choose to position all the optional equipment (Console, Bolster Seat, Bench...) wherever you want. This modularity makes it possible to meet the needs of both professionals (firefighters, coastguards) and individuals (Pleaseure and fishing).

The boat is available in PVC Melher or in HYPALON ORCA® fabric from the Belgian company, Pennel and Flipo.

The **PATROL 860** is available in a 12-passenger NUC-certified commercial version, and is available in division 222.



SPECIFICATIONS

Full lenght	8.60 m
Interior lenght	7.30 m
Width	2.92 m
Interior width	1.73 m
Depth	1.49 m
Dead rise transom	28 °
Tube diameter	55 cm
Air chambers	6
Weight	1080 kg
Tube inflation pressure	0.25 bar
Passengers	20
Maximum load weight	3038 kg
Maximum power	500 HP

Engine shaft	Simple XXL Twin XL
Design category	C
Full tank	300 L (500L in option)

Hypalon **39 795 € Inc. tax**

Hypalon Reinforced **47 145 € Inc. tax**

**Hypalon foam tube punc-
ture-proof** **81 780 € Inc. tax**

Dimensional and weight tolerances ±10%.
In tropical climates, the use of 3D TENDER PVC boats is excluded from the warranty. Prices and specifications are subject to change without notice.



EQUIPMENT

STANDARD

EPDM bow roller
Bow locker below deck
Anchor locker
300L tank
Non-skid deck
U EPDM tube protection
Bow protection band
Double safe -line
Handles
Cone reinforcement
Retractable cleat
Inflator

REINFORCED

Tube protection
500l fuel tank
EVA deck coating
Reinforced lifting and
towing rings

OPTION

Console XL (C05)
Console PATROL (C10)
Console Cabin Patrol (C14)
Closing Cab Patrol (A10)
Seat Bolster XL (S02)
Triple XL Patrol Bench (B04)
Triple XL bench seat Patrol (B05)
Double Roll Bar Patrol (R10)
T-Top (T02)
Jockey seats
Towing mast with balcony (A11)
Tube ladder (A12)
500 L fuel tank



PATROL 760

RIB'S
FIBERGLASS HULL

The **PATROL 760** is an «on demand» RIB for all sailing programs.

The boat offers excellent maneuverability and stability on the water and the high-performance hull gives it an exceptional passage at sea.

Like its big brother the boat is fully modular, you can choose to position all the optional equipment (Console, Bolster Seat, Bench...) wherever you want. This modularity makes it possible to meet the needs of both professionals (firefighters, coastguards) and individuals (Pleasure and fishing).

This boat is available in PVC Melher or in HYPALON ORCA® fabric from the Belgian company, Pennel and Flipo.

The **PATROL 760** is available in a 12-passenger NUC-certified commercial version, and is available in division 222.

SPECIFICATIONS

Full length	7.60 m
Interior length	6.20 m
Width	2.92 m
Interior width	1.73 m
Depth	1.49 m
Dead rise transom	28 °
Tube diameter	55 cm
Air chambers	6
Weight	900 kg
Tube inflation pressure	0.25 bar
Passengers	17
Maximum load weight	2836 kg
Maximum power	300 HP

Engine shaft	Simple XXL Twin XL
Design category	C
Fuel tank	300 L (500L in option)

Hypalon Black **34 545 € Inc. tax**

Hypalon Reinforced **44 640 € Inc. tax**

Hypalon foam tube puncture-proof **71 540 € Inc. tax**

Dimensional and weight tolerances ±10%.

In tropical climates, the use of 3D TENDER PVC boats is excluded from the warranty. Prices and specifications are subject to change without notice.

EQUIPMENT

STANDARD

EPDM bow roller
Bow locker below deck
Anchor locker
300L tank
Non-skid deck
U EPDM tube protection
Bow protection band
Double safe -line
Handles
Cone reinforcement
Retractable cleat
Inflator

REINFORCED

Tube protection
500l fuel tank
EVA deck coating
Reinforced lifting and towing rings

OPTION

Console XL (C05)
Console PATROL (C10)
Console Cabin Patrol (C14)
Closing Cab Patrol (A10)
Seat Bolster XL (S02)
Triple XL Patrol Bench (B04)
Triple XL bench seat Patrol (B05)
Double Roll Bar Patrol (R10)
T-Top (T02)
Jockey seats
Towing mast with balcony (A11)
Tube ladder (A12)
500 L fuel tank



PATROL 670

RIB'S
FIBERGLASS HULL

The high-performance hull of the boat gives it an exceptional passage at sea. The Patrol's deep-V composite hull, wide chines and large diameter tubes, provide excellent maneuverability and stability on the water, resulting in unparalleled onboard safety. The Patrol 670 is a fully modular boat, you can choose to position all the optional equipment (Console, Bolster Seat, Bench...) wherever you want. This modularity makes it possible to meet the needs of both professionals (firefighters, coastguards) and individuals (Pleaseure and fishing).

The specific shape of the hull makes it the perfect boat for professional looking at reaching higher speed at the sea.

The boat is available in PVC Melher or in HYPALON ORCA® fabric from the Belgian company, Pennel and Flipo and with division 222.



SPECIFICATIONS

Full lenght	6.70 m
Interior lenght	5.24 m
Width	2.57 m
Interior width	1.50 m
Depth	1.52 m
Dead rise transom	23 °
Tube diameter	57 cm
Air chambers	6
Weight	700 kg
Tube inflation pressure	0.25 bar
Passengers	15
Maximum load weight	2836 kg
Maximum power	200 HP
Engine shaft	Simple XL
Design category	C
Fuel tank	150 L

PVC **19 310 € Inc. tax**

Hypalon **25 505 € Inc. tax**

Hypalon reinforced **31 188 € Inc. tax**

Dimensional and weight tolerances ±10%.

In tropical climates, the use of 3D TENDER PVC boats is excluded from the warranty. Prices and specifications are subject to change without notice.



EQUIPMENT

STANDARD

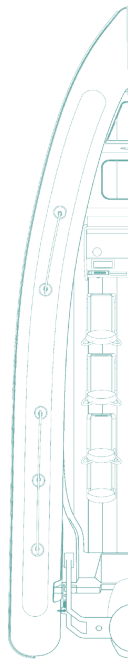
EPDM bow roller
Forward locker below deck
Anchor locker
150 L tank
Anti-skid deck
Double anti-skid strip
Bow protection strip
Double grips
Carrying handles
Cone reinforcement
Retractable cleat
Self-bailing boat
Inflator

OPTION

Console XL (C05)
Console PATROL (C10)
Seat Bolster XL (S02)
Triple XL Patrol Bench (B04)
Triple XL bench seat Patrol (B05)
Double Roll Bar Patrol (R10)
T-Top (T02)
Jockey seats
Towing mast with balcony (A11)
Tube ladder (A12)

REINFORCED

Tube protection
200L fuel tank
EVA deck coating



PATROL

650/600/550

RIB'S
FIBERGLASS HULL

The modularity of the **PATROL** range makes it possible to meet the needs of both professionals (firefighters, coastguards) and individuals (pleasure and fishing).

Outstanding reliability and unparalleled performance. The **PATROL** has the distinction of having greater buoyancy, stability, weight and load capacity than other boats of the same dimensions.

The boats are available in PVC or in HYPALON ORCA® fabric from the Belgian company, Pennel and Flipo.

The **PATROL 550** is available in division 222.

SPECIFICATIONS

	650	600	550
Full lenght	6.50 m	6.00 m	5.50 m
Interior lenght	5.02 m	4.75 m	4.30 m
Width	2.50 m	2.40 m	2.40 m
Interior width	1.33 m	1.23 m	1.23 m
Depth	1.20 m	1.20 m	1.19 m
Dead rise transom	24 °	24 °	24 °
Tube diameter	57 cm	57 cm	57 cm
Air chambers	6	5	6
Weight	450 kg	350 kg	250 kg
Pression Tube inflation pressure	0.25 bar	0.25 bar	0.25 bar
Passengers	15	13	11
Maxiumum power	150 HP	140 HP	115 HP
Engine shaft	Simple L	Simple L	Simple L
Design category	C	C	C
Fuel tank	100 L	100 L	100 L
Console PATROL / Siège Bolster	XL	XL	L
PVC Black / Grey	16 790€ <i>Inc. tax</i>	15 635€ <i>Inc. tax</i>	13 640€ <i>Inc. tax</i>
PVC Grey	16 790€ <i>Inc. tax</i>	15 635€ <i>Inc. tax</i>	13 640€ <i>Inc. tax</i>
Hypalon Black	20 465€ <i>Inc. tax</i>	19 205€ <i>Inc. tax</i>	16 580€ <i>Inc. tax</i>

Dimensional and weight tolerances ±10%.

In tropical climates, the use of 3D TENDER PVC boats is excluded from the warranty. Prices and specifications are subject to change without notice.

EQUIPMENT

STANDARD

PATROL console with storage and seat
Bolster seat with storage box and picnic table
Anchor locker
EPDM bow roller
Non-skid deck
Heavy duty double rubber band
Bow protection band
Safe-lines
Handles
Cone reinforcement
Retractable cleat
Inflator
Fuel tank
Transom ladder

OPTION (650/600)

Patrol Double Bench (B03)
Triple XL Patrol Bench (B04)
Roll Bar (R09)
T-Top (T02)
Tube ladder (A12)
Front locker under the deck

OPTION (550)

Single bench seat (B01)
Double bench seat (B02)
Roll Bar (R09)
T-Top (T01)



DREAM 850

RIB'S
FIBERGLASS HULL

The **DREAM 850** has been specially designed to combine performance and reactive driving.

Equipped with modern layout that can be adapted according to your desires. It reinterprets and reinvents the spaces on board to make it an outstanding pleasure boat.

The deep V hull is made of reinforced fiberglass, the deck is self-draining and the rear access platform to the sea with a bathing ladder allows an easy descent and ascent. Each model in the Dream range comes with a large sundeck with several storage lockers and a retractable picnic table.

The tubes are available in HYPALON ORCA® fabric from the company Pennel et Flipo, they contain 6 watertight compartments, 6 inflation valves and are protected by two double anti-drag strips.



SPECIFICATIONS

Full lenght	8.50 m
Interior lenght	7.46 m
Width	3.19 m
Interior width	1.86 m
Depth	1.62 m
Tube diameter	63 cm
Air chambers	6
Weight	1180 kg
Tube inflation pressure	0.25 bar
Passengers	18
Maximum load weight	1850 kg
Maxiumum power	350 HP
Engine shaft	Simple XL
Design category	C
Fuel tank	300 L

White Hypalon Carbon **67 080 € Inc. tax**

Black Hypalon Carbon **67 080 € Inc. tax**

Dimensional and weight tolerances ±10%.

In tropical climates, the use of 3D TENDER PVC boats is excluded from the warranty. Prices and specifications are subject to change without notice.




EQUIPMENT

FULL OPTION

Black hull and self-draining deck
Flexi-Teak deck covering
300L tank with gauge
60L fresh water tank and shower
Console with storage locker
Triple-position helm seat with integrated kitchen and sink
T-top equipped with LED bar and solar panels
Extendable bimini with carbon supports
Rear saloon with picnic table convertible into sundeck
Rear locker
4 front storage lockers
Complete upholstery
Electric windlass

Rear platform with telescopic swim ladder and handrail
Automatic bilge pump
Circuit breaker, battery tray and switch panel
Compass
Navigation lights
30L electric cooler with 12V socket
Retractable cleats



NEW

DREAM 7

RIB'S
FIBERGLASS HULL

The Dream 7 is designed to offer a good balance between performance and comfort. Its deep-V hull, made of reinforced fiberglass, ensures stability and safety even in rough seas.

At the stern, the platforms with a swim ladder make access to the water easy and can be removed, allowing the boat to be certified at 6.95 m.

The deck layout is modular: a large sunbed sits atop several storage compartments, and a retractable table makes it easy to enjoy time on board.

The tubes are available in ORCA® Hypalon by Pennel & Flipo, made up of six watertight compartments and protected by two double rubbing stakes for increased reliability and durability.

SPECIFICATIONS

Full lenght	7.50 m
Interior lenght	6.90 m
Width	2.90 m
Interior width	1.65 m
Depth	1.37 m
Tube diameter	60 cm
Air chambers	6
Weight	1150 kg
Tube inflation pressure	0.25 bar
Passengers	16
Maximum load weight	1850 kg
Maximum power	300 HP
Engine shaft	Simple XL
Design category	C
Fuel tank	300 L

**Hypalon White carbon Full
option**

44 990 € Inc. tax

Dimensional and weight tolerances ±10%.

In tropical climates, the use of 3D TENDER PVC boats is excluded from the warranty. Prices and specifications are subject to change without notice.

EQUIPEMENT

FULL OPTION

Hypalon ORCA Carbon White 866
high strength
White gelcoat hull
Console and seat with integrated
sink and stove
Aft cockpit with convertible picnic
table / sunbathing area
T-top
Bimini with two carbon fiber masts
300L fuel tank
EVA decking on the aft platform
Electric windlass
Retractable swimming ladder with
handrail

Full set of cushions
Shower head and 60 L freshwater
tank
Automatic electric bilge pump
30 L cooler





DREAM 655

RIB'S
FIBERGLASS HULL

The **DREAM** range of RIB boats has been designed to provide maximum comfort on elegant , sporty and family boats.

On the **655** model, every detail was designed to enjoy your ride on the boat , from the hull with its deep V specially designed to offer great maneuverability and an irreproachable comfort of navigation, to the various standard equipment. Each model include a large sunbathing area and a retractable picnic table.

The **655** and **635** models feature a console with front seat and storage locker, a bolster that can be adjusted to sit or stand and a rear bench.

The boat is available in Valmex® PVC from the German company Melher or in HYPALON ORCA® fabric from the Belgian company, Pennel et Flipo.



SPECIFICATIONS

Full lenght	6.55 m
Interior lenght	5.82 m
Width	2.67 m
Interior width	1.50 m
Depth	1.40 m
Dead rise transom	34 °
Tube diameter	57 cm
Air chambers	6
Weight	850 kg
Tube inflation pressure	0.25 bar
Passengers	12
Maximum load weight	1250 kg
Maxiumum power	200 HP
Engine shaft	Simple XL
Design category	C
Fuel tank	100 L

PVC White / Gelcoat Black 21 725 € Inc. tax

PVC Black / Gelcoat Black 21 725 € Inc. tax

Hypalon White / Gelcoat Black 25 190 € Inc. tax


Hypalon Black / Gelcoat Black 25 190 € Inc. tax

Limited edition Hypalon White / Gelcoat Black 26 890 € Inc. tax

Limited edition Hypalon Black / Gelcoat Black 26 890 € Inc. tax

Dimensional and weight tolerances ±10%.

In tropical climates, the use of 3D TENDER PVC boats is excluded from the warranty. Prices and specifications are subject to change without notice.



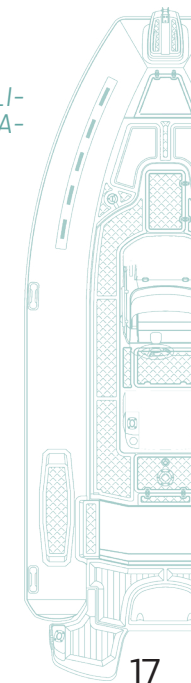
EQUIPMENT

STANDARD

Pilot console
Driver's seat
Rear bench seat against molded 3 places
Self-bailing deck
Forward sunbathing area
Bow roller
Fuel tank 100L
Picnic table
Front locker
Rear platform with black EVA anti-skid coating
Anti-ragging strip
Double bow protection strip
Carrying handles
Inflator

OPTION FOR THE LIMITED EDITION HYPALON BLACK & WHITE

Side steps
Shower with 40L tank
Black non-slip EVA deck





RIB'S FIBERGLASS HULL

The **DREAM** range will make you discover all the sweetness of life at sea with an additional level of comfort. The best suited boats for cruises with friends and family. Combine comfort on board and space saving.

On the **DREAM** models, nothing has been left to chance, from the hull with its deep V specially designed to offer great maneuverability and an irreproachable comfort of navigation, to its outstanding standard equipment. Comfort comes in all sizes.

This boat is available in thermo-welded Valmex® PVC from the German company Melher or in HYPALON ORCA® fabric from the Belgian company Pennel et Flipo.



SPECIFICATIONS

	440
Full length	4.40 m
Interior length	3.46 m
Width	1.93 m
Interior width	1.00 m
Depth	1.20 m
Dead rise transom	24 °
Tube diameter	46/52 cm
Air chambers	3
Weight	280 kg
Pression Tube inflation pressure	0.25 bar
Passengers	7
Maxiumum power	60 HP
Engine shaft	Simple L
Design category	C
Fuel tank	40 L
PVC White / Gelcoat Black	10 910€ Inc. tax
Hypalon White / Gelcoat Black	13 325€ Inc. tax

Dimensional and weight tolerances ±10%.


In tropical climates, the use of 3D TENDER PVC boats is excluded from the warranty. Prices and specifications are subject to change without notice.



EQUIPMENT

STANDARD

Self-draining deck
Sunbathing area
Bow roller
Console
Fuel tank 100L
Picnic table
Bowl locker
Shower with 40L
Non skid black EVA PAD
Double Heavy duty rubbing strake
Bow protection
Handles
Pump





XPRO 589

RIB'S
FIBERGLASS HULL

The **XPRO** range is the best seller of the 3D Tender brand, these boats are fast, stable and maneuverable and have proven their efficiency over time. It is the best quality/price ratio on the market!

The **XPRO** is available in several sizes from 4.45 meters to 5.89 meters, this semi-rigid boat is ideal for fishing and small family cruises. It is a fully modular range, and can be fitted out according to your desires and needs.

The pilot seat, the console and the accessories can be placed wherever you want! The tubes are available in PVC Valmex® thermo-welded from the German company Melher or in HYPALON ORCA® fabric from the company Pennel et Flipo.

SPECIFICATIONS

Full lenght	5.89 m
Interior lenght	4.72 m
Width	2.52 m
Interior width	1.33 m
Depth	1.10 m
Tube diameter	57 cm
Air chambers	6
Weight	400kg
Tube inflation pressure	0.25 bar
Passengers	16
Maximum load weight	1400 kg
Maxiumum power	120 HP
Engine shaft	Simple L
Design category	C

PVC Black	11 540 € Inc. tax
PVC Grey	11 540 € Inc. tax
Hypalon Grey	14 690 € Inc. tax

Dimensional and weight tolerances ±10%.

In tropical climates, the use of 3D TENDER PVC boats is excluded from the warranty. Prices and specifications are subject to change without notice.




EQUIPMENT

STANDARD

XPro Steering Console with Storage Box and Attached Seat
Bolster XPro seat with storage box
Bow roller
Front locker
Anti-skid deck
Double anti-skid strip
Bow protection strip
Integral winter cover
Double grips
Inflator, oars & repair kit

OPTION

Double bench seat (B02)
Double bench seat (B03)
Double bench seat (B04)
Roll bar seat (R13)
Tube ladder (A12)





XPRO 535

RIB'S
FIBERGLASS HULL

The **XPRO** range is the best seller of the 3D Tender brand, these boats are fast, stable and maneuverable and have proven their efficiency over time. It is the best quality/price ratio on the market!

The **XPRO** is available in several sizes from 4.45 meters to 5.89 meters, this semi-rigid boat is ideal for fishing and small family cruises.

It is a fully modular range, and can be fitted out according to your desires and needs. The pilot seat, the console and the accessories can be placed wherever you want!

The tubes are available in PVC Valmex® thermo-welded from the German company Melher or in HYPALON ORCA® fabric from the company Pennel et Flipo.



SPECIFICATIONS

Full lenght	5.35 m
Interior lenght	3.80 m
Width	2.00 m
Interior width	1.01 m
Depth	1.10 m
Tube diameter	52 cm
Air chambers	6
Weight	178kg
Tube inflation pressure	0.25 bar
Passengers	10
Maximum load weight	1350 kg
Maxiumum power	75 HP
Engine shaft	Simple L
Design category	C

PVC Black **7 970 € Inc. tax**

PVC Grey **7 970 € Inc. tax**

Hypalon Grey **10 490 € Inc. tax**

Dimensional and weight tolerances ±10%.

In tropical climates, the use of 3D TENDER PVC boats is excluded from the warranty. Prices and specifications are subject to change without notice.



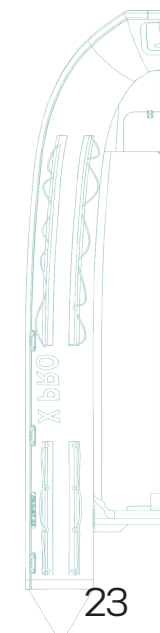
EQUIPMENT

STANDARD

Steering Console with Storage and seat
Bolster seat with storage
Bow roller
Front locker
Anti-skid deck
Double anti-skid strip
Bow protection strip
Integral winter cover
Double grips
Inflator, oars & repair kit

OPTION

Double bench seat (B01)
Double bench seat (B02)
Double bench seat (B06)
Roll bar seat (R12)
Roll bar seat (R13)
Tube ladder (A12)





XPRO 490/445

RIB'S
FIBERGLASS HULL

The **XPRO** range is the best seller of the 3D Tender brand, these boats are fast, stable and maneuverable and have proven their efficiency over time. It is the best quality/price ratio on the market!

The **XPRO** is available in several sizes from 4.45 meters to 5.89 meters, this semi-rigid boat is ideal for fishing and small family cruises.

It is a fully modular range, and can be fitted out according to your desires and needs. The pilot seat, the console and the accessories can be placed wherever you want!

The tubes are available in PVC Valmex® thermo-welded from the German company Melher or in HYPALON ORCA® fabric from the company Pennel et Flipo.



SPECIFICATIONS

	490	445
Full lenght	4.90 m	4.45 m
Interior lenght	3.35 m	3.03 m
Width	2.08 m	2.08 m
Interior width	1.01 m	1.01 m
Depth	1.00 m	1.00 m
Dead rise transom	24 °	24 °
Tube diameter	52 cm	52 cm
Air chambers	6	6
Weight	178 kg	167 kg
Tube inflation pressure	0.25 bar	0.25 bar
Passengers	7	7
Maximum load weight	880 kg	800 kg
Maxiumum power	60 HP	50 HP
Engine shaft	Simple L	Simple L
Design category	C	C
PVC Black / Grey	6 710 € Inc. tax	6 080 € Inc. tax
PVC Grey	6 710 € Inc. tax	6 080 € Inc. tax
Hypalon Grey	9 230 € Inc. tax	8 600 € Inc. tax

Dimensional and weight tolerances ±10%.

In tropical climates, the use of 3D TENDER PVC boats is excluded from the warranty. Prices and specifications are subject to change without notice.




EQUIPMENT

STANDARD

Pilot console
Seat with storage box
Bow roller
Forward locker
Anti-skid deck
Double anti-skid strip
Bow protection strip
Pump, oars & repair kit
Full winter cover
Double grips

OPTION

Double bench seat (B01)
Double bench seat (B02)
Double bench seat (B06)
Roll bar seat (R12)
Roll bar seat (R13)
Tube ladder (A12)



NEW

EXCLUSIVITY

3D TENDER × 

TR6

RIB'S 3D TENDER
FIBERGLASS

FIRST PACK

- SUZUKI DF70ATL or DF100ATL
- Hydraulic steering
- 100L fuel tank with gauge
- Bilge pump
- Helm console
- Bolster seat
- Navigation lights
- Bow protection strip

FIRST PVC 70 21 990 € TTC

FIRST PVC 100 24 590 € TTC

PREMIUM PACK

- SUZUKI DF70ATL or DF100ATL
- Hydraulic steering
- 100L fuel tank with gauge
- Bilge pump
- Helm console
- Bolster seat
- Navigation lights
- Bow protection strip
- Sunbathing area / Sun deck
- Fusion audio pack
- Rear bench with backrest, storage compartment, and rod holders

PREMIUM PVC 70 24 990 € TTC

PREMIUM PVC 100 27 590 € TTC

PREMIUM HYP 70 27 990 € TTC

PREMIUM HYP 100 30 590 € TTC

SPECIFICATIONS

Full lenght	5.90 m
Interior lenght	4.90 m
Width	2.55 m
Interior width	1.40 m
Deph	1.40 m
Dead rise transom	21°
Tube diameter	57 cm
Air chambers	5
Weight	390 kg
Tube inflation pressure	0.25 bar
Passengers	12
Maximum load weight	1350 kg
Maxiumum power	120 HP
Engine shaft	Simple L
Design category	C
Fuel tank	100 L

PVC 14 990 € Inc. tax

Hypalon 16 590 € Inc. tax

Dimensional and weight tolerances ±10%.

In tropical climates, the use of 3D TENDER PVC boats is excluded from the warranty. Prices and specifications are subject to change without notice.

FIRST PACK



PREMIUM PACK



EQUIPEMENT

STANDARD

Bolster seat
Helm console
Non-slip deck
Double rubbing strake

EN OPTION

B06 bench
TR6 roll bar
TR6 table



EXCLUSIVITY

3D TENDER × 

TR54

RIB'S
FIBERGLASS

FIRST PACK

- SUZUKI DF60ATL Black
- Teleflex steering
- Plastic fuel tank
- Bilge pump
- Pilot console
- Bolster seat
- Navigation lights
- Bow protection strip

PVC

14 990 €^{inc. vat}

PREMIUM PACK

- SUZUKI DF60ATL Black
- Seafirst hydraulic steering
- 50L fuel tank with gauge
- Bilge pump
- Pilot console
- Bolster seat with picnic table
- Navigation lights
- Bow protection strip
- Sun deck
- Fusion audio pack

PVC

16 490 €^{inc. vat}

Hypalon

18 990 €^{inc. vat}

SPECIFICATIONS

Full lenght	5.25 m
Interior lenght	3.80 m
Width	2.12 m
Interior width	0.90 m
Deph	1.20 m
Dead rise transom	21°
Tube diameter	52 cm
Air chambers	5
Weight	250 kg
Tube inflation pressure	0.25 bar
Passengers	10
Maximum load weight	1350 kg
Maxiumum power	75 HP
Engine shaft	Simple L
Design category	C
Fuel tank	50L (only premium pack)

PVC 9 990 €^{inc. tax}

Hypalon 12 590 €^{inc. tax}

Dimensional and weight tolerances ±10%.

In tropical climates, the use of 3D TENDER PVC boats is excluded from the warranty. Prices and specifications are subject to change without notice.



EQUIPEMENT

STANDARD

- Bolster Seat
- Pilot Console
- Non-skid deck
- Heavy duty double rubber band

OPTION

- B06 Bench
- Roll bar seat

NEW

ODYSSEY 635

RIB'S
ALUMINIUM HULL

The **Odyssey 635** is the brand-new boat in the 3D Tender leisure RIB range. With this vessel, experience the luxury of a large model in just six meters of length—a fully equipped boat for your outings at sea with friends or family.

Designed by our architect Samy BOUBEZARI, the exceptional layout offers you two sunbathing areas: one at the front and a queen-size bed at the rear, convertible into a relaxing space around the foldable table.

The Odyssey 635 is a unique **aluminum** RIB with a hull that ensures smooth and safe navigation, even on the roughest seas.

CARACTERISTIQUES

Full lenght	6.35 m
Interior lenght	5.50 m
Width	2.55 m
Interior width	1.58 m
Depth	1.35 m
Dead rise transom	25 °
Tube diameter	52 cm
Compartiments étanches	6
Poids	770 kg
Air chambers	0.25 bar
Passengers	12
Maximum load weight	1250 kg
Maximum power	200 HP
Engine shaft	Simple XL
Design category	C
Fuel tank	90 L

PVC White	27 840€ <i>Inc. tax</i>
PVC Black	27 840€ <i>Inc. tax</i>
Hypalon White	33 840€ <i>Inc. tax</i>
Hypalon Black	33 840€ <i>Inc. tax</i>

Dimensional and weight tolerances ±10%.
In tropical climates, the use of 3D TENDER PVC boats is excluded from the warranty. Prices and specifications are subject to change without notice.

EQUIPEMENT

STANDARD

- Bolster seat with handrail and dual steering position

Console with storage and bow seat

T-top with storage: rod holder, LED light and Sunbrella cover for the sunbathing area

Aft sunbathing area 200 x 138 cm with folding seat

Front sunbathing area

90 L fuel tank with gauge

EVA coating

Shower tank with 60 L water tank

20 L drawer fridge

Aft access platform with EVA coating

Telescopic ladder and handrail

Wet/dry storage

Picnic table

Front locker
- Anchor platform


Hydraulic steering

Bilge pump and shower pump

Keel protection

Protective strip for floats

Self-draining deck





RIB'S
ALUMINIUM HULL

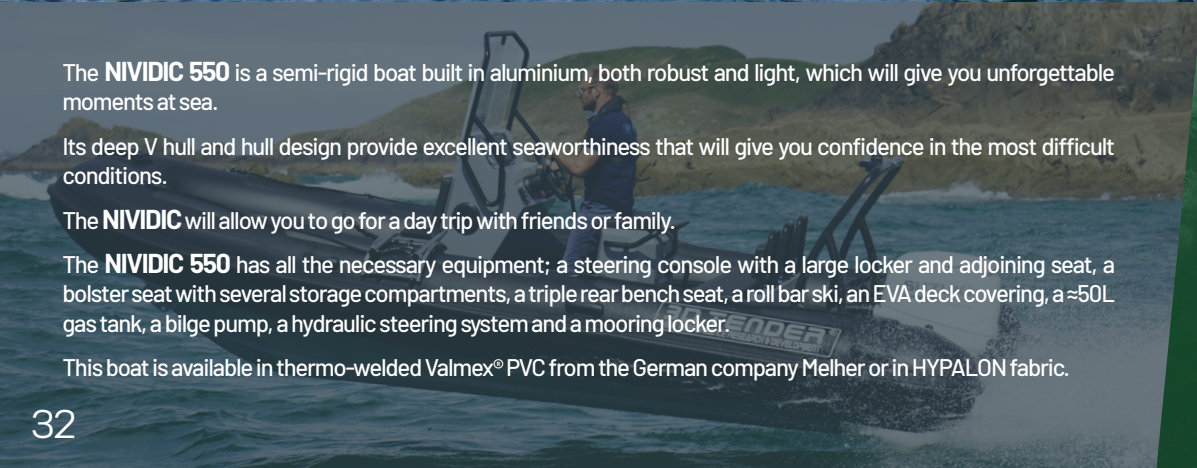
The **NIVIDIC 550** is a semi-rigid boat built in aluminium, both robust and light, which will give you unforgettable moments at sea.

Its deep V hull and hull design provide excellent seaworthiness that will give you confidence in the most difficult conditions.

The **NIVIDIC** will allow you to go for a day trip with friends or family.

The **NIVIDIC 550** has all the necessary equipment; a steering console with a large locker and adjoining seat, a bolster seat with several storage compartments, a triple rear bench seat, a roll bar ski, an EVA deck covering, a ~50L gas tank, a bilge pump, a hydraulic steering system and a mooring locker.

This boat is available in thermo-welded Valmex® PVC from the German company Melher or in HYPALON fabric.



SPECIFICATIONS

Full lenght	5.50 m
Interior lenght	4.20 m
Width	2.40 m
Interior width	1.32 m
Depth	1.17 m
Dead rise transom	21 °
Tube diameter	52 cm
Air chambers	6
Weight	400 kg
Tube inflation pressure	0.25 bar
Passengers	12
Maximum load weight	1350 kg
Maxiumum power	100 HP
Engine shaft	Simple L
Design category	C
Fuel tank	50 L

PVC Black / Grey Hull **13 485 €** *Inc. tax*

PVC White / White Hull **13 485 €** *Inc. tax*

Hypalon Black / Grey Hull **16 380 €** *Inc. tax*

Hypalon White / White Hull **16 380 €** *Inc. tax*

Dimensional and weight tolerances ±10%.
In tropical climates, the use of 3D TENDER PVC boats is excluded from the warranty. Prices and specifications are subject to change without notice.



EQUIPMENT

STANDARD

Pilot console with locker and front seat

Bolster seat with storage

Triple rear bench seat with storage box

≈ 50L fuel tank

Black EVA non-slip coating

Roll-bar ski

Bilge pump

Hydraulic steering

Anchor locker

Bow roller

Anti-ragging protection strip

Bow protection

Carrying handles

Reinforced aluminum towing ring

Lifting rings x 4

Safe-lines

Non-slip tube reinforcement

OPTION

Boat cover

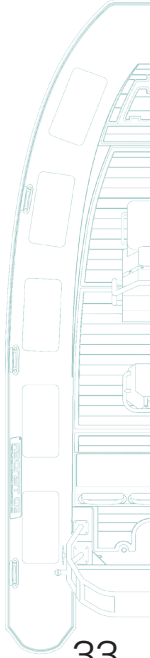
Cover for the steering console

Cover for the bolster seat

Cover for the back seat

Inflatable sunbathing area

Tube ladder



NIVIDIC 460/420/360

RIB'S ALUMINIUM HULL

The **NIVIDIC** is a robust and light aluminium RIB that will give you unforgettable moments at sea. The deep V hull and hull design provide excellent seaworthiness and confidence in the most challenging conditions.

The **NIVIDIC** is equipped with a black EVA anti-slip coating, tube reinforcement and a 65-litre tank to combine comfort and safety. The boat is equipped with a black, non-slip EVA coating and tube reinforcements for comfort and safety.

SPECIFICATIONS

	460	420	360
Full lenght	4.60 m	4.20 m	3.60 m
Interior lenght	3.62 m	3.18 m	2.59 m
Width	2.01 m	2.01 m	1.90 m
Interior width	1.05 m	1.05 m	1.00 m
Depth	1.10 m	1.10 m	1.10 m
Tube diameter	48 cm	48 cm	48 cm
Air chambers	6	6	6
Weight	170 kg	137 kg	85 kg
Tube inflation pressure	0.25 bar	0.25 bar	0.25 bar
Passengers	9	7	6
Maxiumum power	60 HP	50 HP	30 HP
Engine shaft	Simple L	Simple L	Simple L
Design category	C	C	C
Fuel tank	40 L	40 L	32 L

PVC Black / Grey Hull	6 390 € Inc. tax	6 190 € Inc. tax	4 390 € Inc. tax
PVC White / White Hull	6 390 € Inc. tax	6 190 € Inc. tax	4 390 € Inc. tax
Hypalon Black / Black Hull	8 890 € Inc. tax	8 490 € Inc. tax	5 690 € Inc. tax
Hypalon White / White Hull	8 890 € Inc. tax	8 490 € Inc. tax	5 690 € Inc. tax

Dimensional and weight tolerances ±10%.

In tropical climates, the use of 3D TENDER PVC boats is excluded from the warranty. Prices and specifications are subject to change without notice.

EQUIPMENT

NIVIDIC 460

65L fuel tank
Black EVA non-slip coating
Anchor locker
Bow roller
Anti-ragging protection strip
Bow protection
Carrying handles
Reinforced aluminum towing ring
Lifting rings x 4
Safe-lines
Non-slip tube reinforcement

+ PACK CONSOLE / SIÈGE 2 800€ TTC

Pilot console with storage
Bolster seat with storage

OPTION (460)

Triple rear bench seat with storage (B08)
Roll-bar with seat (R04)
Roll-bar (R03)

NIVIDIC 420/360

Fuel tank (65L for 420, 32L for 360)
Black EVA non-slip coating
Anchor locker
Bow roller
Anti-ragging protection strip
Bow protection
Carrying handles
Reinforced aluminum towing ring
Lifting rings x 4
Safe-lines
Non-slip tube reinforcement

OPTION (420)

Console with storage
Bolster seat with storage
Triple rear bench seat with storage (B08)
Roll-bar seat (R04)
Roll-bar (R03)

OPTION (360)

Console with storage
Bolster seat with storage
Triple rear bench seat with storage (B07)
Roll-bar with seat (R02)
Roll-bar (R01)

HEAVY DUTY

FOLDABLE BOAT
ALUMINIUM FLOOR

550/500/460/420/380/360/320

The **HEAVY DUTY** range is available in 7 models all made of thermo-welded or hot glued PVC and offers an inflatable V-shaped hull with a removable aluminum floor.

This range offers an excellent compromise between comfort, safety and a quick and efficient handling. A comfortable and versatile boat, for relaxing sea rides, fishing trips or fabulous dives.

The ideal partner for all your adventures!

The **HEAVY DUTY** range is easy to store, and the folding boats offer an excellent compromise between comfort, safety and speed of use.

EQUIPMENT

Glued or heat-sealed PVC fabric
Bow roller
Integral winter cover
2 adjustable benches (sliding on the length of the boat)

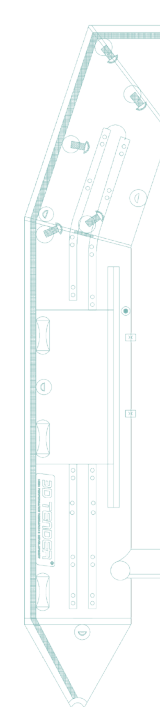
2 oars
2 transport bags
2 storage bags under the bench
Inflator
Repair kit

SPECIFICATIONS

	550	500	460	420	380	360	320
Full length	5.50 m	5.00 m	4.60 m	4.20 m	3.80 m	3.60 m	3.20 m
Interior length	5.00 m	4.50 m	4.10 m	3.70 m	3.30 m	3.10 m	2.70 m
Width	2.08 m	1.93 m	1.90 m	1.90 m	1.70 m	1.68 m	1.51 m
Interior width	1.40 m	1.25 m	0.90 m	0.82 m	0.75 m	0.70 m	0.68 m
Depth	0.70 cm	0.70 cm	0.70 cm	0.70 cm	0.70 cm	0.70 cm	0.70 cm
Air chambers	5	5	5	4	4	4	4
Weight	130 kg	118 kg	98 kg	88 kg	78 kg	68 kg	56 kg
Tube inflation pressure	0.25 bar	0.25 bar	0.25 bar	0.25 bar	0.25 bar	0.25 bar	0.25 bar
Passengers	10	9	8	7	6	5	5
Maximum load weight	1 300 kg	1 200 kg	1 100 kg	1 087 kg	727 kg	689 kg	566 kg
Maximum power	45 HP	45 HP	40 HP	30 HP	20 HP	20 HP	15 HP
Engine shaft	Simple L	Simple L	Simple S	Simple S	Simple S	Simple S	Simple S
Design category	C	C	C	C	C	C	C
PVC Black	3 980€ Inc. tax	3 665€ Inc. tax	3 035€ Inc. tax	2 615€ Inc. tax	2 405€ Inc. tax	2 300€ Inc. tax	2 090€ Inc. tax

Dimensional and weight tolerances ±10%.

In tropical climates, the use of 3D TENDER PVC boats is excluded from the warranty. Prices and specifications are subject to change without notice.



ACCESSORIES

Price and specifications may change without notice.

ACCESSORIES

BOLSTER SEAT



BOLSTER SEAT L - S01

LENGHT	38 CM
WIDTH	70 CM
HEIGHT	75 CM
SEAT	73 CM
PRICE	1 355€*



BOLSTER SEAT XL - S02

LENGHT	40 CM
WIDTH	95 CM
HEIGHT	75 CM
SEAT	78 CM
PRICE	1 670€*



BOLSTER FISHING - S03

LENGHT	69 CM
WIDTH	75 CM
HEIGHT	82 CM
SEAT	82 CM
PRICE	3 149€*



BOLSTER PILOT - S04

LENGHT	35 CM
WIDTH	45 CM
HEIGHT	105 CM
SEAT	70 CM
PRICE	1 565€*



BOLSTER PILOT - S05

LENGHT	34 CM
WIDTH	67 CM
HEIGHT	75 CM
SEAT	52 CM
PRICE	1 248€*



BOLSTER PILOT - S07

LENGHT	35 CM
WIDTH	35 CM
HEIGHT	63 CM
SEAT	35 CM
PRICE	1 032€*



BOLSTER PILOT - S08

LENGHT	38 CM
WIDTH	56 CM
HEIGHT	75 CM
SEAT	56 CM
PRICE	1 284€*

JOCKEY SEAT



JOCKEY SIMPLE - J01

LENGHT	53 CM
WIDTH	35 CM
HEIGHT	96 CM
SEAT	57 CM
PRICE	830€*




LEANING POST - S06


LENGHT	42 CM
WIDTH	74 CM
HEIGHT	83 CM
SEAT	83 CM
PRICE	776€*

ALL PRICE INCLUDE VAT

ACCESSORIES


Price and specifications may change without notice.

	JOCKEY PILOT - J02	
	LENGHT	69 CM
	WIDTH	33 CM
	HEIGHT	96 CM
	SEAT	68 CM
	PRICE	935€*


	JOCKEY SEAT DOUBLE - J05	
	LENGHT	112 CM
	WIDTH	33 CM
	HEIGHT	100 CM
	SEAT	73 CM
	PRICE	1565€*


BENCHES


	JOCKEY WINGS - J03	
	LENGHT	96 CM
	WIDTH	33 CM
	HEIGHT	93 CM
	SEAT	57 CM
	PRICE	1049 €*


	SIMPLE BENCH B01	
	LENGHT	50 CM
	WIDTH	80 CM
	HEIGHT	90 CM
	SEAT	45 CM
	PRICE	829€*

	JOCKEY SUSPENSION - J04	
	LENGHT	42 CM
	WIDTH	35 CM
	HEIGHT	90 CM
	SEAT	60 CM
	PRICE	1994€*

	DOUBLE BENCH XPRO - B02	
	LENGHT	50 CM
	WIDTH	90 CM
	HEIGHT	90 CM
	SEAT	45 CM
	PRICE	1040€*

	DOUBLE BENCH PATROL - B03	
	LENGHT	38 CM
	WIDTH	70 CM
	HEIGHT	75 CM
	SEAT	73 CM
	PRICE	1250€*


	TRIPLE BENCH PATROL XXL - B04	
	LENGHT	45 CM
	WIDTH	119 CM
	HEIGHT	80 CM
	SEAT	45 CM
	PRICE	1469€*

	TRIPLE BENCH PATROL XXL - B05	
	LENGHT	50 CM
	WIDTH	130 CM
	HEIGHT	90 CM
	SEAT	60 CM
	PRICE	1670€*

ALL PRICE INCLUDE VAT

ACCESSORIES

Price and specifications may change without notice.

	DOUBLE BENCH NIVIDIC - B08	
	LENGHT	50 CM
	WIDTH	123 CM
	HEIGHT	90 CM
	SEAT	50 CM
	PRICE	1102€*


	ALU BENCH TRIPLE - B09	
	LENGHT	50 CM
	WIDTH	123 CM
	HEIGHT	90 CM
	SEAT	50 CM
	PRICE	1134€*

	BENCH PATROL L - B11	
	LENGHT	45 CM
	WIDTH	114 CM
	HEIGHT	80 CM
	SEAT	45 CM
	PRICE	1469€*


ALL PRICE INCLUDE VAT

CONSOLES


	STRAIGHT CONSOLE - C01	
	LENGHT	45 CM
	WIDTH	62 CM
	HEIGHT	147 CM
	SEAT	-
	PRICE	1197€*

	CONSOLE WITH FRONT SEAT - C02	
	LENGHT	83 CM
	WIDTH	62 CM
	HEIGHT	149 CM
	SEAT	45 CM
	PRICE	1418€*

	TILTING CONSOLE - C03	
	LENGHT	83 CM
	WIDTH	62 CM
	HEIGHT	149 CM
	SEAT	45 CM
	PRICE	1565€*

	CONSOLE L PATROL - C04	
	LENGHT	97 CM
	WIDTH	66 CM
	HEIGHT	175 CM
	SEAT	48 CM
	PRICE	1985€*

	CONSOLE XL PATROL - C05	
	LENGHT	90 CM
	WIDTH	82 CM
	HEIGHT	175 CM
	SEAT	48 CM
	PRICE	2510€*

	CONSOLE JOCKEY ULTIMATE - C06	
	LENGHT	180 CM
	WIDTH	30 CM
	HEIGHT	86 CM
	SEAT	46 CM
	PRICE	1040€*

ACCESSORIES


Price and specifications may change without notice.

CONSOLE JOCKEY L - C07




LENGHT	117 CM
WIDTH	45 CM
HEIGHT	90 CM
SEAT	45 CM
PRICE	1 259€*

CONSOLE PATROL - C10




LENGHT	45 CM
WIDTH	82 CM
HEIGHT	148 CM
SEAT	-
PRICE	1 889€*

CABIN PATROL - C14




LENGHT	160 CM
WIDTH	130 CM
HEIGHT	200 CM
SEAT	-
PRICE	7 664€*

CONSOLE JOCKEY XL - C08



LENGHT	130 CM
WIDTH	35 CM
HEIGHT	90 CM
SEAT	60 CM
PRICE	1 565€*

PACK TENDER- C11




LENGHT	40 CM
WIDTH	80 CM
HEIGHT	105 CM
SEAT	45 CM
PRICE	1 775€*

CONSOLE XPRO 445 / 490 - C15



LENGHT	50 CM
WIDTH	54 CM
HEIGHT	132 CM
SEAT	-
PRICE	1 176€*

CONSOLE FISHING - C09



LENGHT	136 CM
WIDTH	82 CM
HEIGHT	198 CM
SEAT	45 CM
PRICE	2 519€*

CONSOLE ULTIMATE - C12



LENGHT	40 CM
WIDTH	80 CM
HEIGHT	105 CM
SEAT	45 CM
PRICE	1 250€*

CONSOLE XPRO 535 / 589 - C16




LENGHT	72 CM
WIDTH	57 CM
HEIGHT	155 CM
SEAT	56
PRICE	1 440€*

ACCESSORIES


Price and specifications may change without notice.

CONSOLE NIVIDIC 460 / PILOT 420 - C20




LENGHT	70 CM
WIDTH	70 CM
HEIGHT	170 CM
SEAT	-
PRICE	1 956€*

CONSOLE NIVIDIC 550 / PILOT 560 - C21




LENGHT	92 CM
WIDTH	62 CM
HEIGHT	170 CM
SEAT	55
PRICE	1 807€*

TILTING CONSOLE IQ6/IQ5 - C22



LENGHT	-
WIDTH	-
HEIGHT	-
SEAT	-
PRICE	3 540€*


CONSOLE BLACK MILITARY - C23



LENGHT	48 CM
WIDTH	94 CM
HEIGHT	130 CM
SEAT	-
PRICE	4 416€*


ROLL-BAR / BIMINI

ROLL BAR NIVIDIC 360/390 - R01




LENGHT	35 CM
WIDTH	90 CM
HEIGHT	170 CM
ALUMINUM	
PRICE	577€*

ROLL BAR SEAT NIVIDIC 360 - R02



LENGHT	80 CM
WIDTH	90 CM
HEIGHT	170 CM
SEAT	45 CM
PRICE	830€*

ROLL BAR NIVIDIC 420/460 - R03




LENGHT	30 CM
WIDTH	110 CM
HEIGHT	110 CM
ALUMINUM	
PRICE	629€*

ROLL BAR SEAT NIVIDIC 420/460 - R04



LENGHT	30 CM
WIDTH	110 CM
HEIGHT	150 CM
SEAT	45 CM
PRICE	935€*


ROLL BAR BIMINI DREAM655 - R08





LENGHT	40 CM
WIDTH	138 CM
HEIGHT	180 CM
STAINLESS STEEL	
PRICE	3 245€*


ACCESSORIES


Price and specifications may change without notice.

ROLL-BAR DOUBLE PATROL - R09		
	extensible width	
	WIDTH	90-120 CM
	HEIGHT	-
	ALUMINUM	
	PRICE	892€*

PATROL ENGINE PROTECTION - R10		
	+ engine protection	
	WIDTH	160 CM
	HEIGHT	130 CM
	ALUMINUM	
	PRICE	2 940€*


ROLLBAR LADDER - R11		
	+ engine protection + ladder	
	WIDTH	160 CM
	HEIGHT	130 CM
	ALUMINUM	
	PRICE	3 720€*


ROLLBARPLATFORM - R11S		
	+ side platforms	
	WIDTH	160 CM
	HEIGHT	130 CM
	ALUMINUM	
	PRICE	2940€*

ROLL-BAR XPRO 445/490/535 - R12		
	LENGHT	35 CM
	WIDTH	100 CM
	HEIGHT	140 CM
	ALUMINUM	
	PRICE	892€*

ROLL BAR XPRO SEAT - R13		
	LENGHT	80 CM
	WIDTH	100 CM
	HEIGHT	140 CM
	SEAT	45 CM
	PRICE	1 145€*

ROLLBAR RESCUE 430 / XPRO 420 - R17		
	extensible width	
	WIDTH	90-110
	HEIGHT	140 CM
	ALUMINUM	
	PRICE	900€*

T-TOP (420/550) - T01		
	LENGHT	160 CM
	WIDTH	115 CM
	HEIGHT	200 CM
	ALUMINUM	
	PRICE	1 418€*


T-TOP (600/860) - T02		
	LENGHT	160 CM
	WIDTH	130 CM
	HEIGHT	200 CM
	ALUMINUM	
	PRICE	1 523€*

ALL PRICE INCLUDE VAT


ACCESSORIES

Price and specifications may change without notice.


OTHER ACCESSORIES


CABIN COVER SUNBRELLA - A10		
	LENGHT	125 CM
	WIDTH	-
	HEIGHT	195 CM
	SEAT	-
	PRICE	1 040€*

PATROL BALCONY 600/860 - A11		
	LENGHT	45 CM
	WIDTH	62 CM
	HEIGHT	147 CM
	ALUMINUM	830€*
	S.STEEL	1020€*


ENGINE PLATE - A14		
	LENGHT	38 CM
	WIDTH	7 CM
	THICKNESS	5MM
	ALUMINUM	
	PRICE	45€*


ALL PRICE INCLUDE VAT


SKI MAST DREAM655 - A09		
	LENGHT	-
	WIDTH	106 CM
	HEIGHT	115 CM
	STAINLESS STEEL	
	PRICE	515€*

SUNBATH NIVIDIC 550 - A18		
	LENGHT	180 CM
	WIDTH	160 CM
	HEIGHT	20 CM
	DROP STITCH	
	PRICE	650€*

KEEL PROTECTION - A21		
	LENGHT	800 CM
	WIDTH	8 CM
	RUBBER	
	PRICE	308€*


ROD HOLDER SIMPLE - A01-1 A01-2		
	LENGHT	7 CM
	WIDTH	14 CM
	HEIGHT	26 CM
	STAINLESS STEEL	104€*
	ALUMINUM	104€*

ROD HOLDER DOUBLE - A02		
	LENGHT	7 CM
	WIDTH	20 CM
	HEIGHT	26 CM
	ALUMINUM	
	PRICE	136€*


ROD HOLDER 5 ROD - A03		
	LENGHT	10 CM
	WIDTH	20 CM
	HEIGHT	35 CM
	ALUMINUM	
	PRICE	335€*

45


ACCESSORIES




ROD HOLDER 9 ROD - A13		
LENGHT	0.25 CM	
WIDTH	100 CM	
HEIGHT	-	
ALUMINUM		
PRICE	490€*	



COVERS NIVIDIC - A19.1.2.3.4.5.6		
BOLSTER	192€*	
CONSOLE	259€*	
BENCH	213€*	
BOAT	797€*	
FULL PACK	1300€*	




SOUNDERMOUNT XPRO		
LENGHT	-	
WIDTH	-	
THICKNESS	-	
STAINLESS STEEL		
PRICE	75€*	



TUBE LADDER - A12		
LENGHT	50 CM	
WIDTH	35 CM	
HEIGHT	154 CM	
FOR PVC BOAT ONLY		
PRICE	241€*	



LIFE JACKET AUTO - A17		
LENGHT	60 CM	
WIDTH	35 CM	
PRICE	54€*	



BOX T-TOP - A04		
LENGHT	55 CM	
WIDTH	55 CM	
HEIGHT	25 CM	
SEAT	-	
PRICE	338€*	

Price and specifications may change without notice.

HYDRAULIC STEERING



SEAFIRST 100		
90CH max	Max	90HP
PRICE	567€*	



SEAFIRST 150		
150CH max	Max	150HP
PRICE	629€*	



SEAFIRST 350		
350CH max	Max	350HP
PRICE	907€*	



Thank you for sailing with us!





international@3dtender.com



+33 2 29 02 72 85

3D TENDER
HIGH PERFORMANCE RESEARCH & DEVELOPMENT